



**COLORADO**

# Jarett Hughes

## Policy Advisor - Governor's Office



**COLORADO**

**Governor Jared Polis**

Policy & Research

**March 8, 2021**

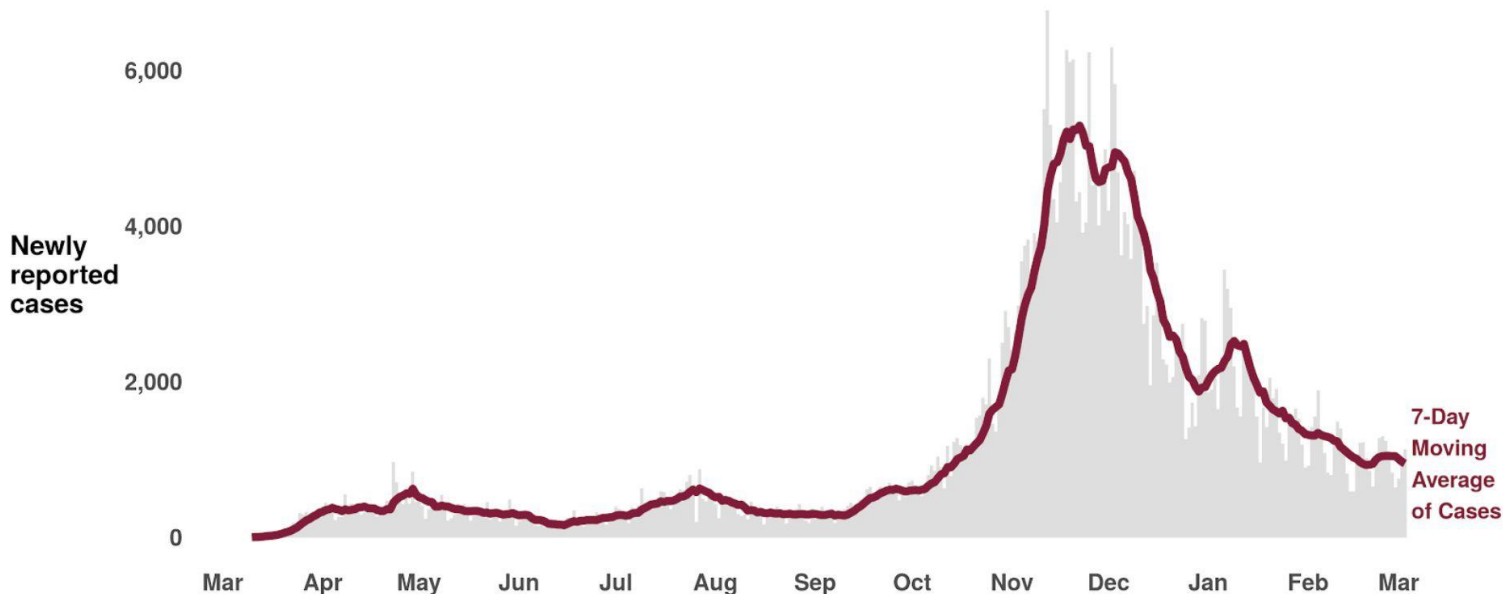
# **EPIDEMIOLOGY UPDATE**

## NEW COVID-19 VARIANTS IN COLORADO

- Colorado has **confirmed 115 cases of the B.1.1.7 variant** of concern and **72 cases of the B.1.427/B.1.429 (L452R) variant** under investigation.
- No confirmed cases of B.1.351 (South Africa), P1 (Brazil), or the recently reported variant under investigation in NYC, B.1.526.
- Currently 3-6% of the specimens we are testing weekly by whole genome sequencing are the B.1.1.7 variant
- We are currently using all the tools available to protect public health and mitigate the spread of this variant

# 7-DAY AVERAGE OF CASES REPORTED BY DAY

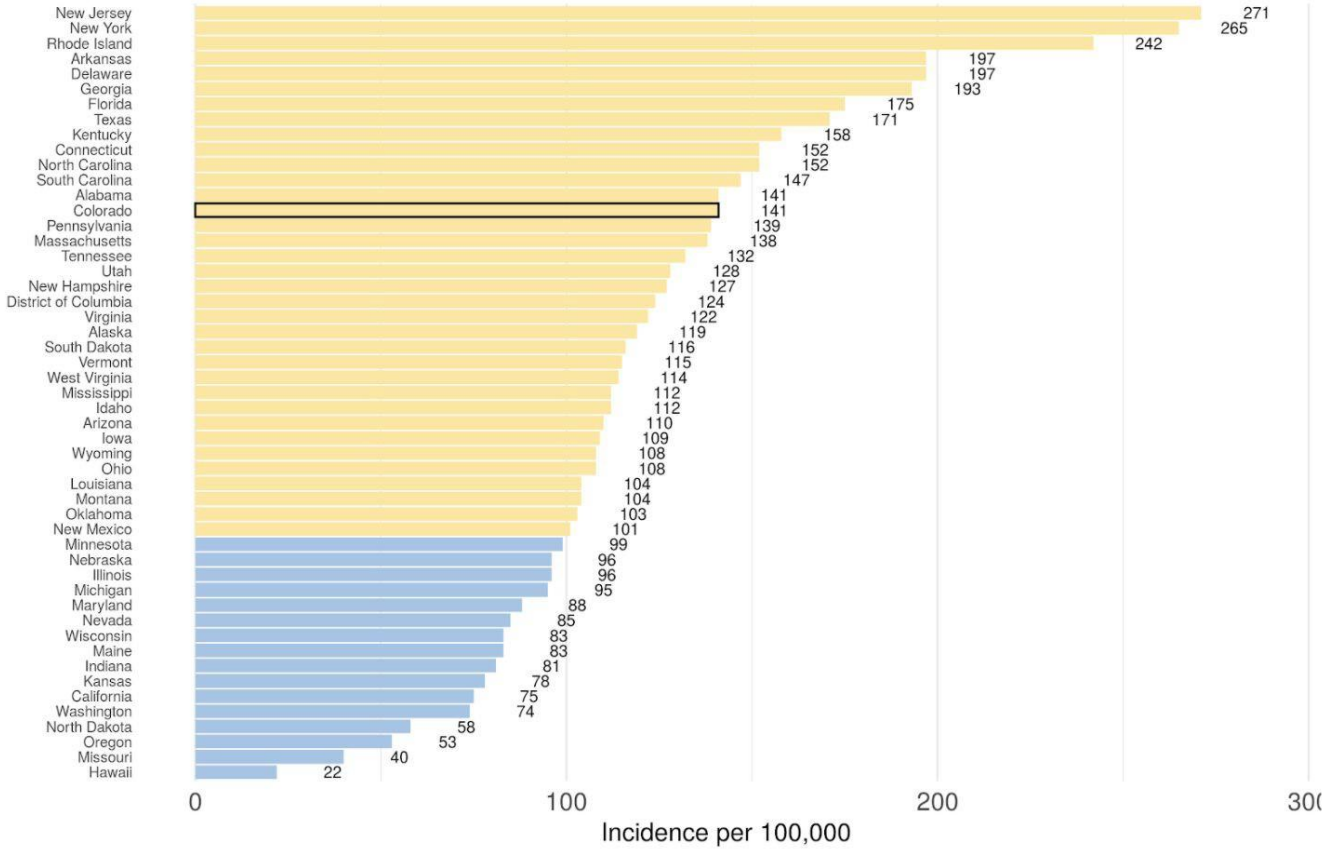
Daily Case Counts and 7 Day Moving Average Trend



Updated as  
of:  
March 4

# COLORADO COMPARED TO OTHER STATES

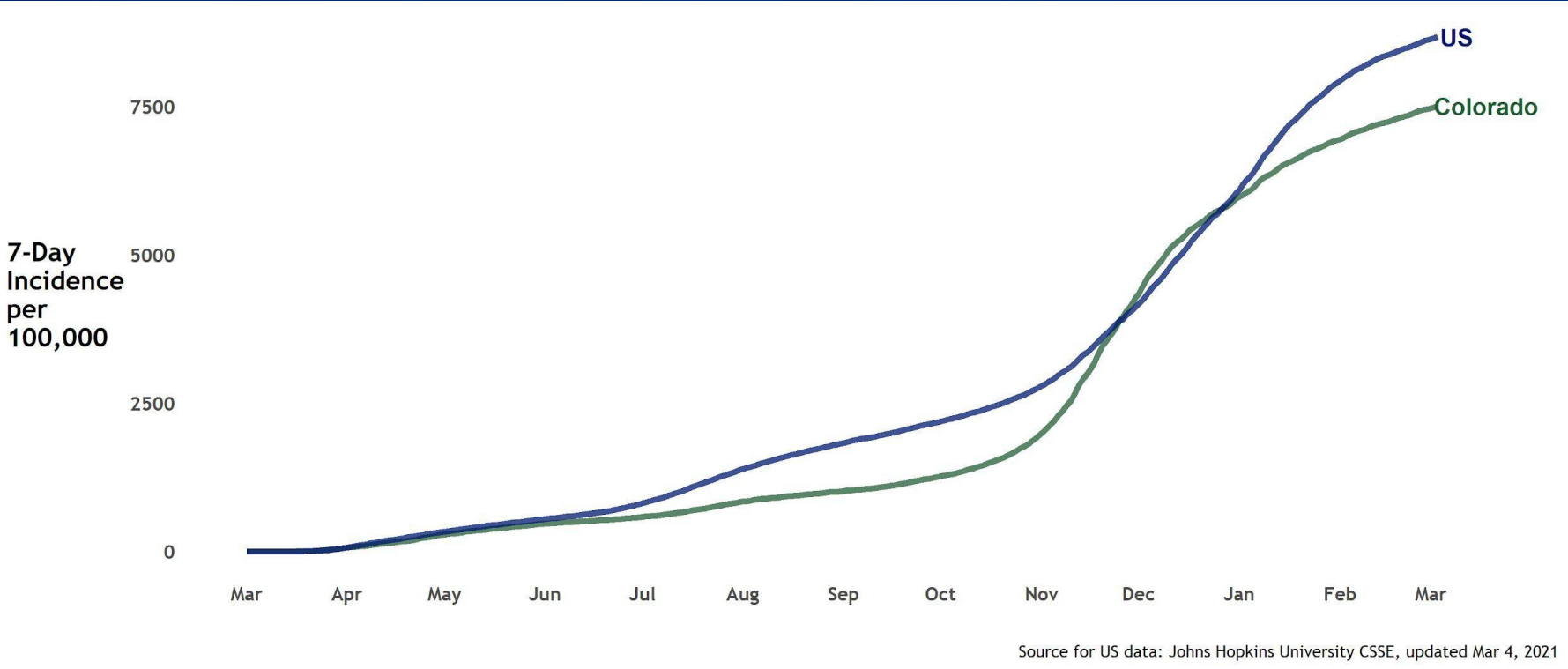
7-Day Incidence per 100,000 (CDC, updated Mar 4, 2021)



### 7-Day Cumulative Incidence

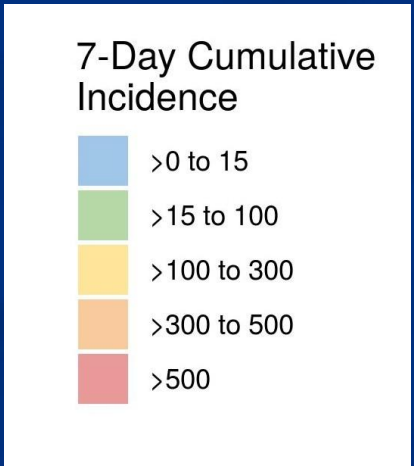
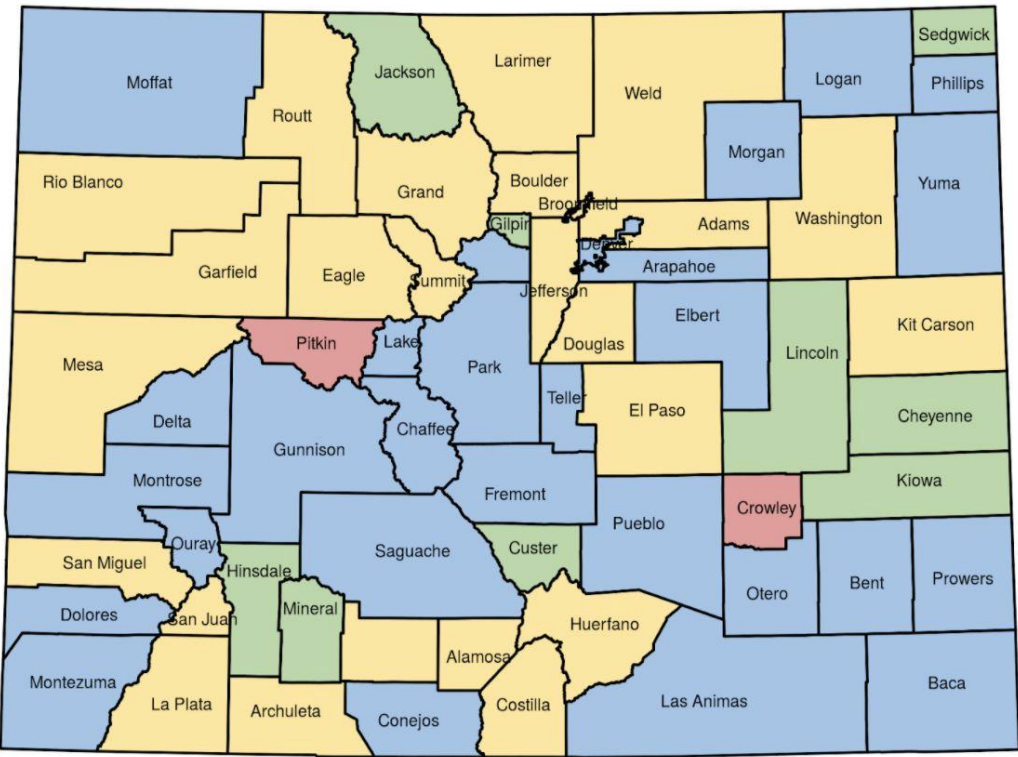
- >0 to 15
- >15 to 100
- >100 to 300
- >300 to 500
- >500

# Colorado's 7-day incidence compared to U.S.



# 7 DAY INCIDENCE PER 100,000

7-Day Incidence per 100,000 (CEDRS, updated Mar 04, 2021)



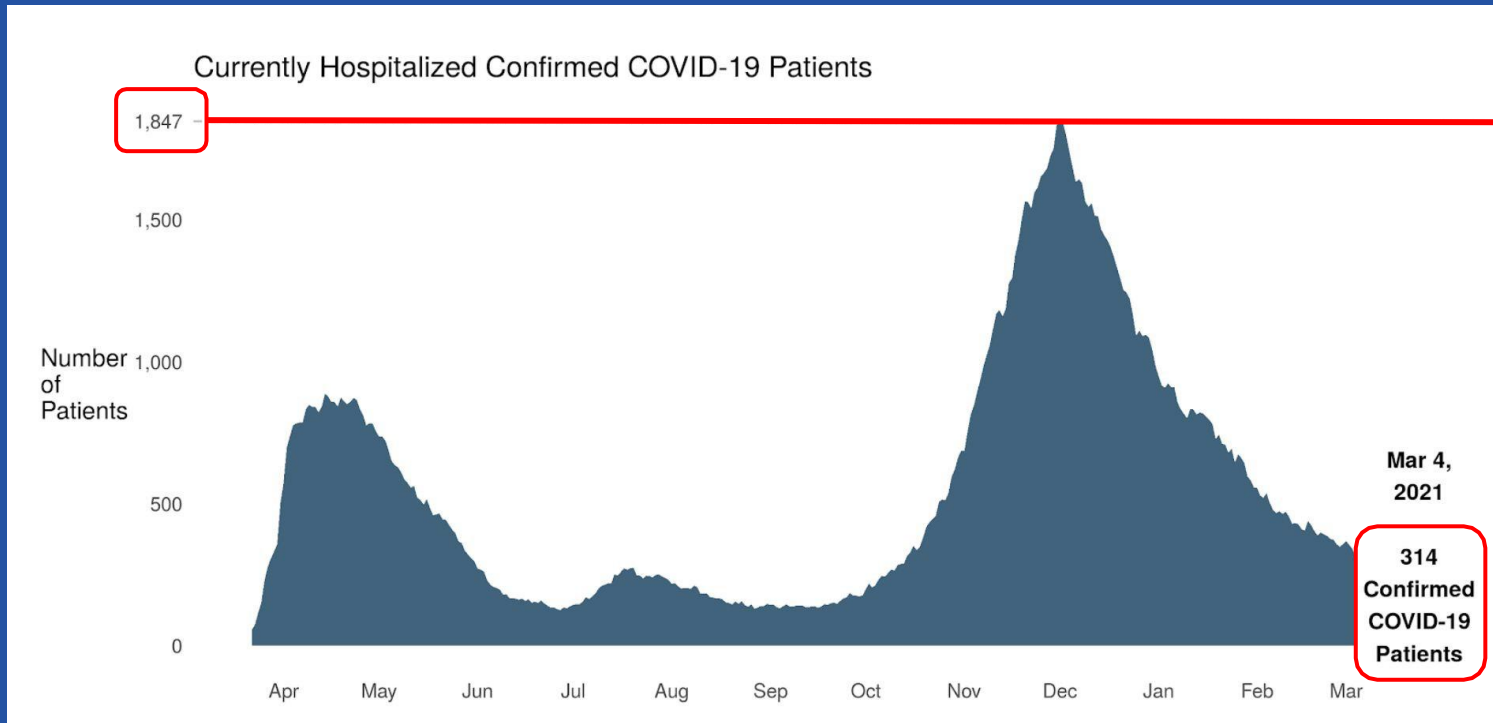
Updated as of:  
**March 4**



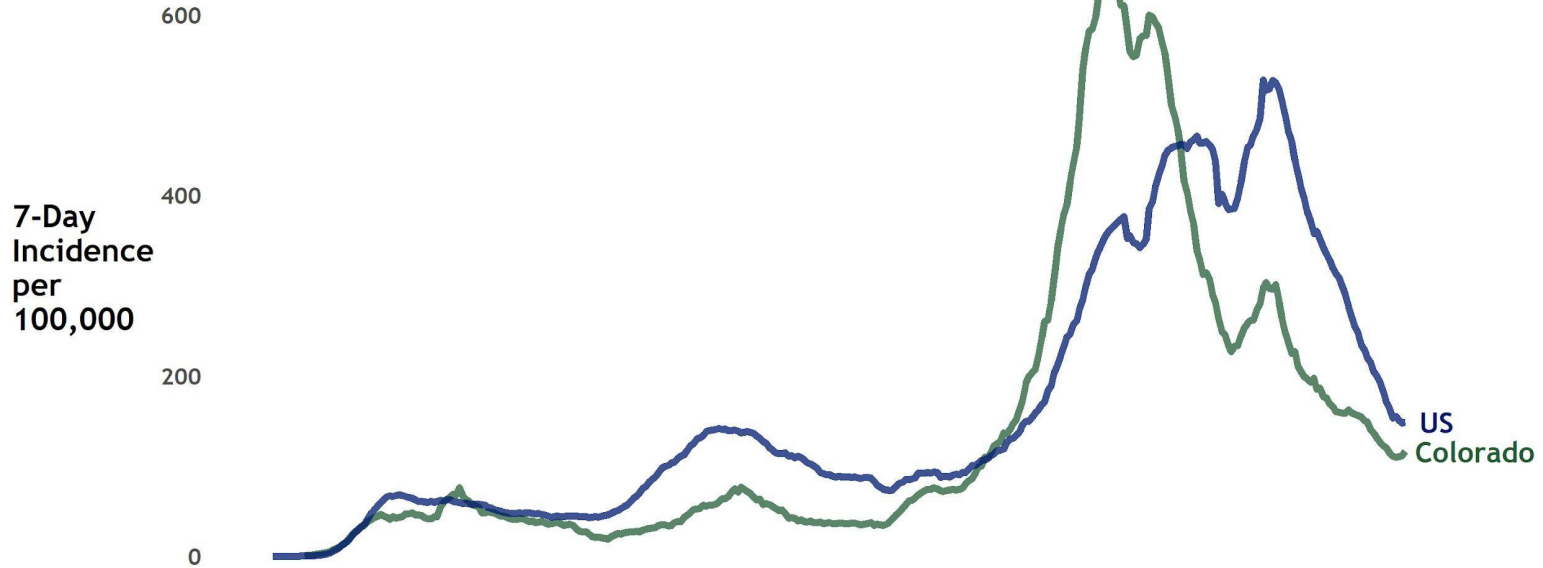


# **HOSPITALS AND LONG-TERM CARE UPDATE**

# CURRENTLY HOSPITALIZED CONFIRMED COVID-19 PATIENTS

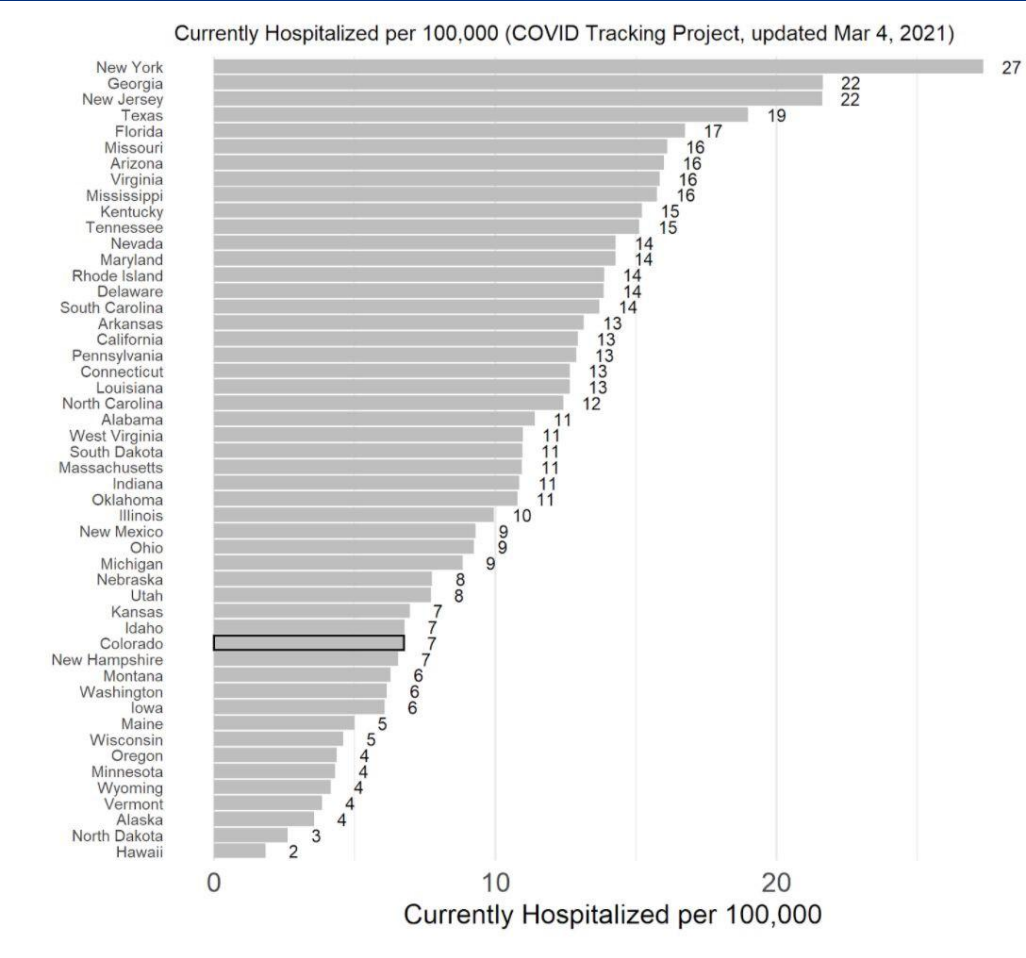


# U.S. HOSPITALIZATIONS VS COLORADO

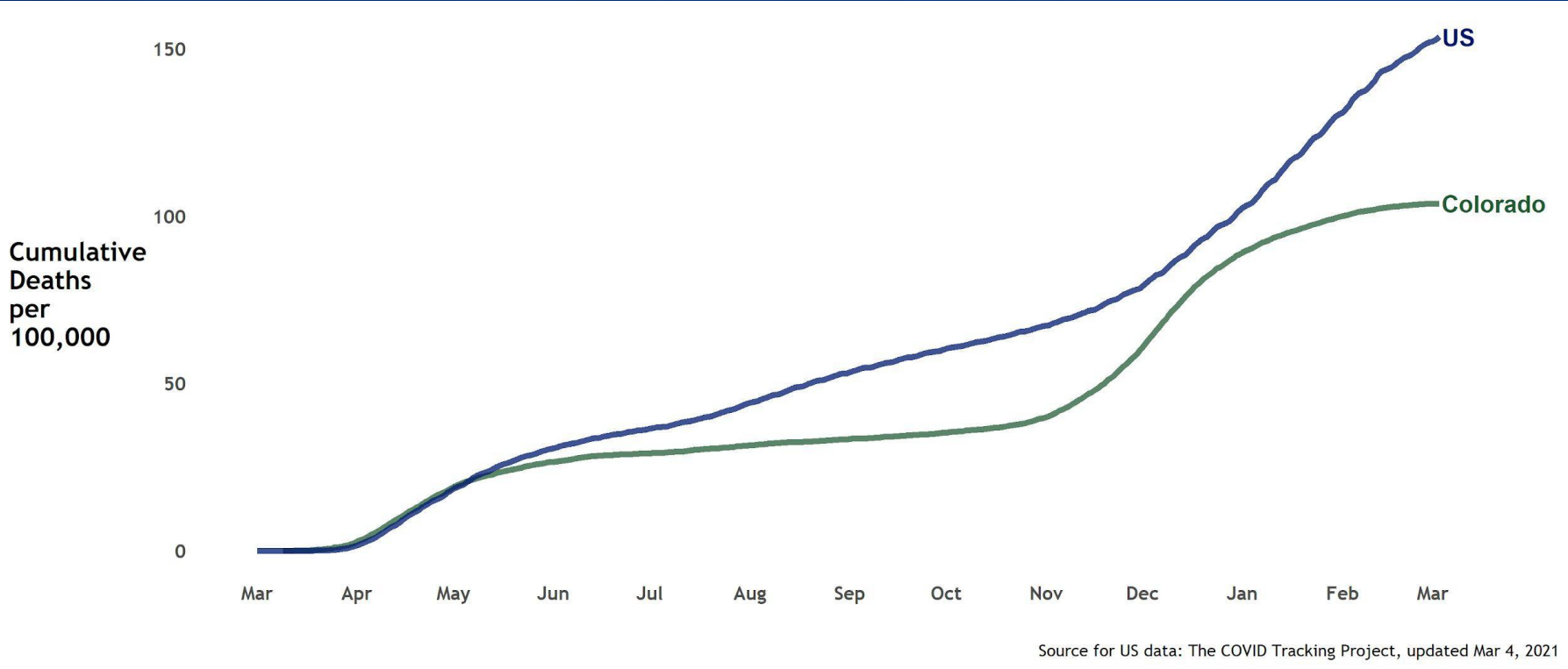


Source for US data: Johns Hopkins University CSSE, updated Feb 23, 2021

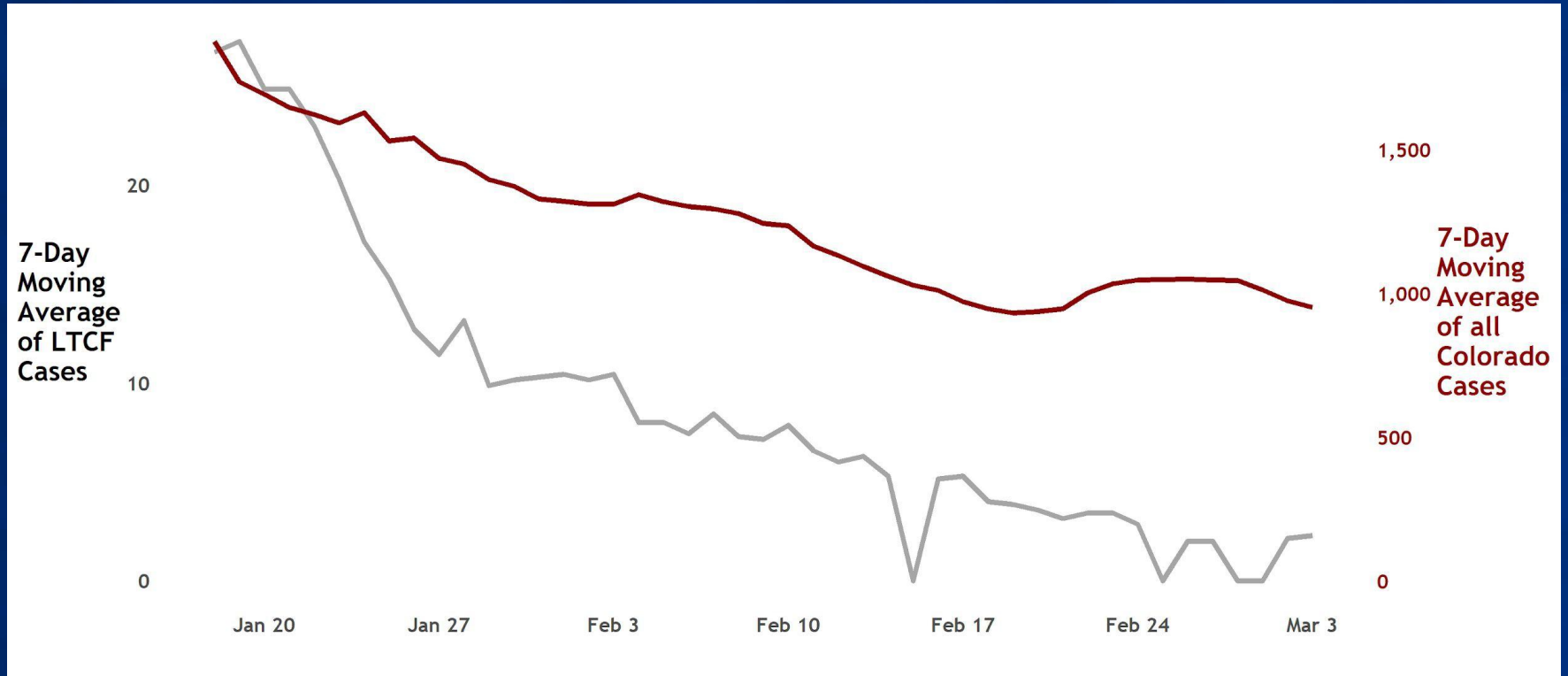
# COLORADO HOSPITALIZATIONS COMPARED TO OTHER STATES



# Colorado deaths compared to U.S.



# Cases in Long Term Care Facilities are declining rapidly since vaccination began.



# VACCINE UPDATE

# Update On Phase 1B.1 & 1B.2 Vaccination Goals 1B.2

Ages 70+, 65-69, PreK-12 Educators and Child Care and Child Care Workers in Licensed Programs

**BY FEBRUARY 28**

**70% of Coloradans  
Age 70+**

**100%**

**To Goal**

**BY MARCH 5**

**55% of Coloradans  
Ages 65-69**

**92%**

**To Goal**

**BY MARCH 5**

**75% of PreK-12 Educators  
& Child Care Workers**

**100%**

**To Goal**



# Estimated Weekly Vaccine Supply

## Anticipated vaccine supply from federal government Pfizer and Moderna

WEEK

Available for  
1st Doses

Available for  
2nd Doses

March 1-7

166,490

105,544

March 8-14

166,490

125,498

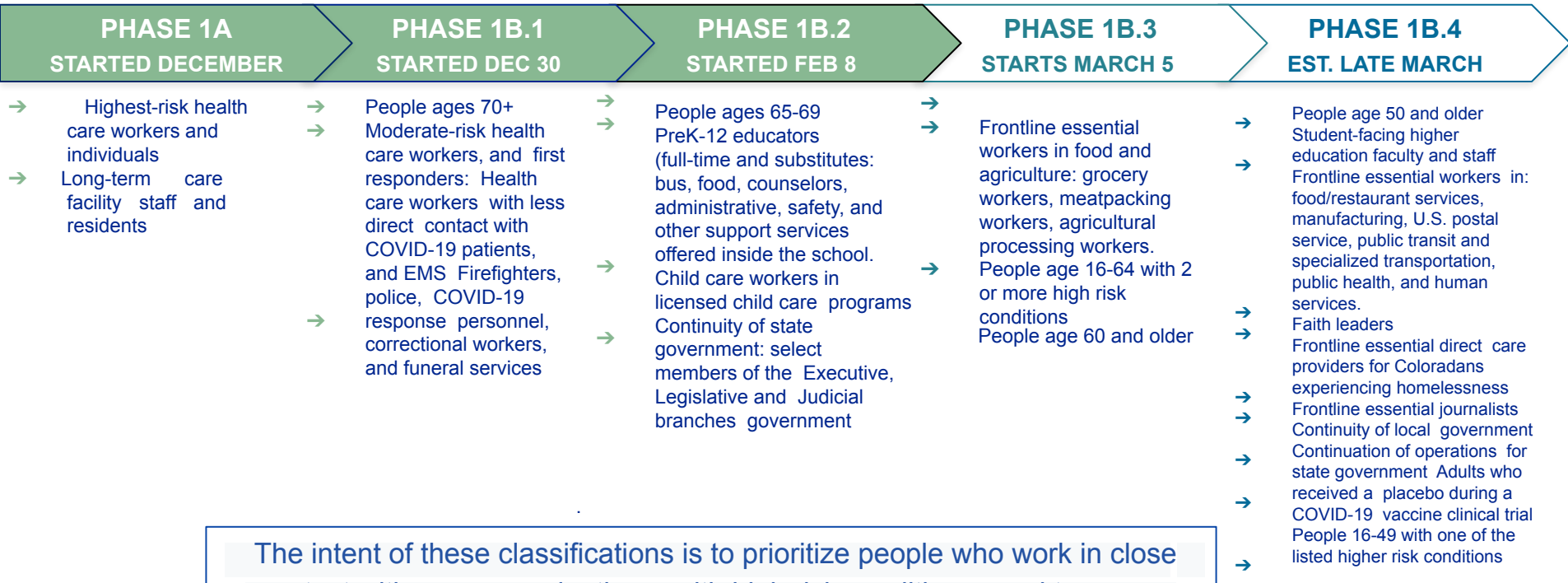
March 15-21

144,590

144,590

45,500 J&J March 1-7,  
Estimated 400,000 in March

# Phase 1A, 1B.1, 1B.2, 1B.3, & 1B.4 Timeline



The intent of these classifications is to prioritize people who work in close contact with many people, those with high risk conditions, and to ensure continuity of local and state government.

# **HOMEBOUND OLDER COLORADANS**

# Homebound Vaccine Administration

## **In-home administration**

1. Empower and mobilize Class A home care agencies
2. Potential partnership with mobile primary care provider to handle scheduling, mapping, and administrative steps with home care agencies

## **Expand transportation options**

1. Coordinate with cross agency team, MPOs, and local transit providers
2. Utilize existing statewide NEMT brokerage network
3. Lyft codes for vaccine appointments

# **2021 WORK PRIORITIES**

# Lifelong Colorado and Livable Communities

**Target:** Support the recruitment of five municipal or county jurisdictions in-line with Lifelong Colorado initiative

**Strategy:** State-level interagency coordination and direct engagement with local elected officials and community organizations

## **Deliverables:**

1. Develop Lifelong Colorado State Plan - March 31, 2021
2. Develop a livable communities best practices guide in partnership with Department of Local Affairs - July 1, 2021
3. Host a series of webinars targeting local elected officials, city managers, and city planners - August 1, 2021

# Age-Friendly Public Health Systems

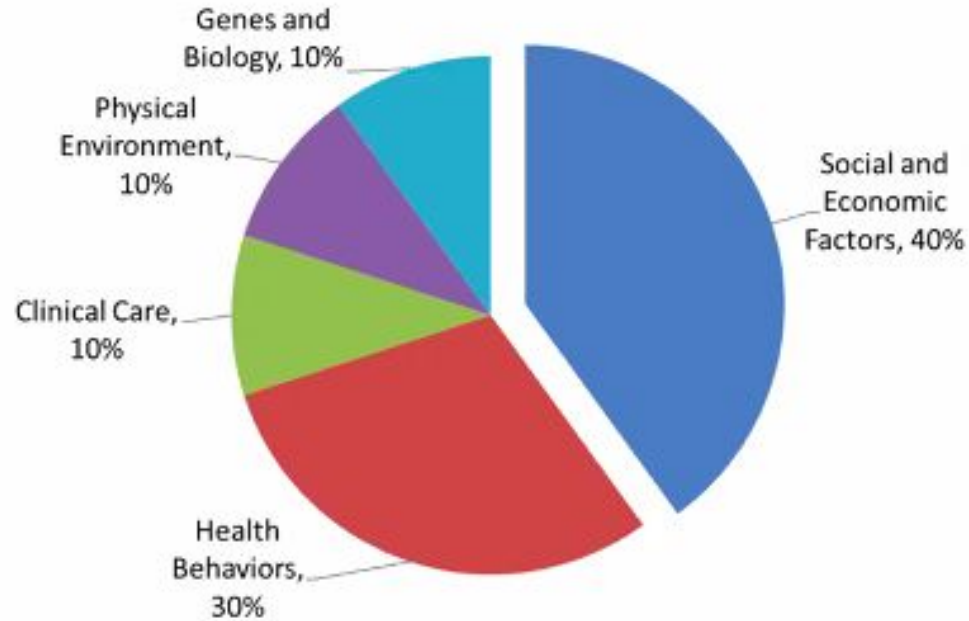


The  
John A. Hartford  
Foundation



# Age-Friendly Public Health Systems

## Factors that Determine Health





# Age-Friendly Public Health Systems

## Chronic Conditions by the Numbers in the United States

80% of adults aged 65+ living with a chronic condition

68% of adults aged 65+ have two or more chronic conditions

86% of overall health care spending

95% of overall health care spending among adults aged 65+

1% of overall health care spending on prevention and public health

# Age-Friendly Public Health Systems

## 10 Steps for Achievement

1. Collect, analyze, and disseminate data and other information on the health and wellbeing of older adults.
2. Engage older adults to identify and address priority issues on their health and wellbeing (e.g., social determinants of health).
3. Meet and partner with organizations serving older adults such as local Area Agencies on Aging and other community-based organizations.
4. Designate one or more staff persons to be the health department's coordinators and lead its healthy aging efforts.
5. Review existing public health programs to assess if and how they serve older adults.
6. Adapt work of existing programs to address the needs of older adults.
7. Ensure that public health emergency preparedness addresses the needs of older adults, particularly the most vulnerable and their caregivers.
8. Participate in training and educational programs offered by Trust for America's Health and others.
9. Engage with and support AARP and World Health Organization livable community efforts.
10. Engage and align with hospitals and health systems.



[Jarett.Hughes@state.co.us](mailto:Jarett.Hughes@state.co.us)



**COLORADO**  
Governor Jared Polis  
Policy & Research

**March 8, 2021**