



SAPGA Boomer Bond Update

Presented by:

**Brad Calvert
Derrick Webb, AICP**

July 26, 2017



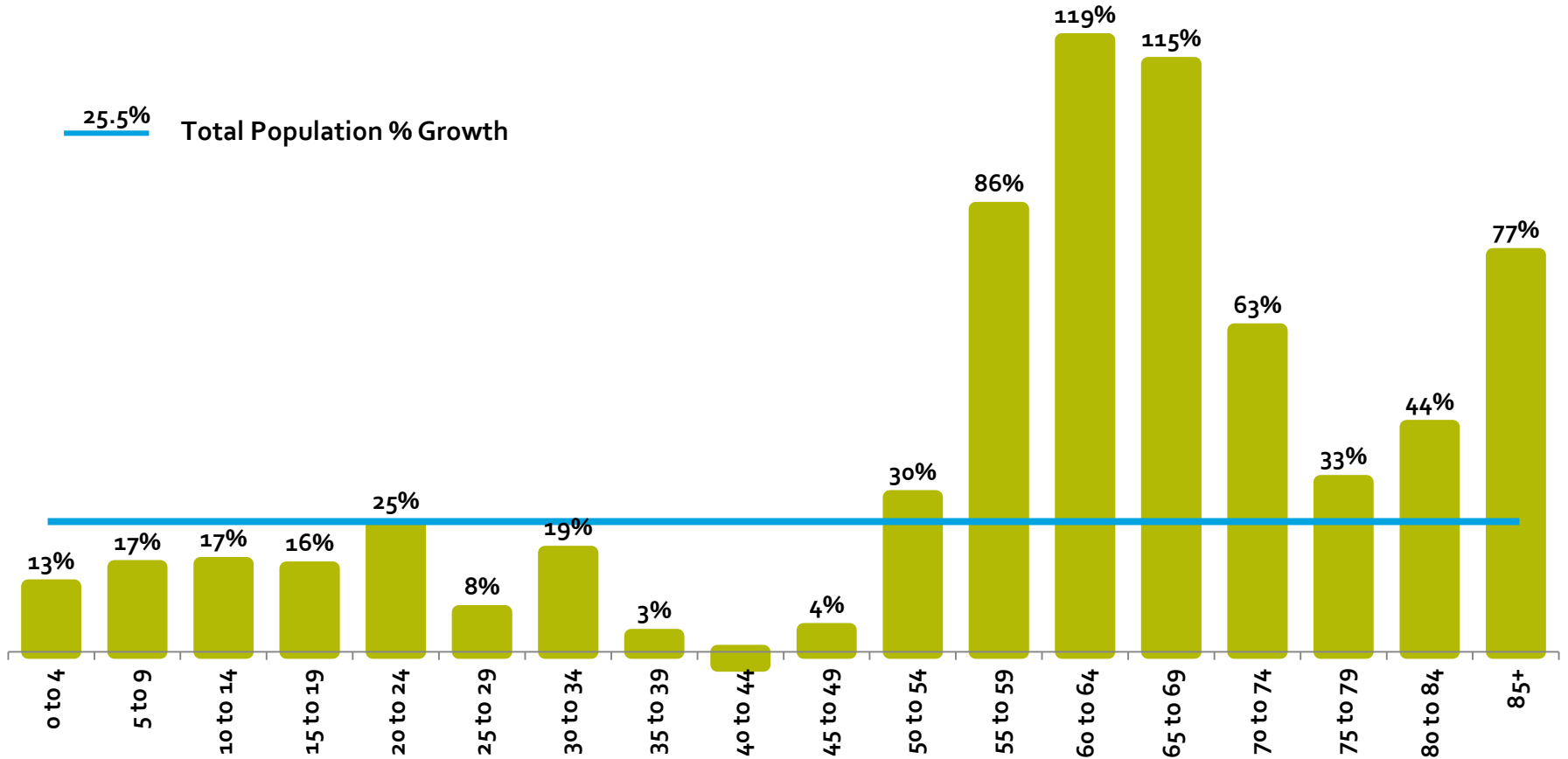
Working together to address the

AGING IN THE REGION AND THE STATE



Colorado: Population Growth

Percent change by Age: 2000 – 2015

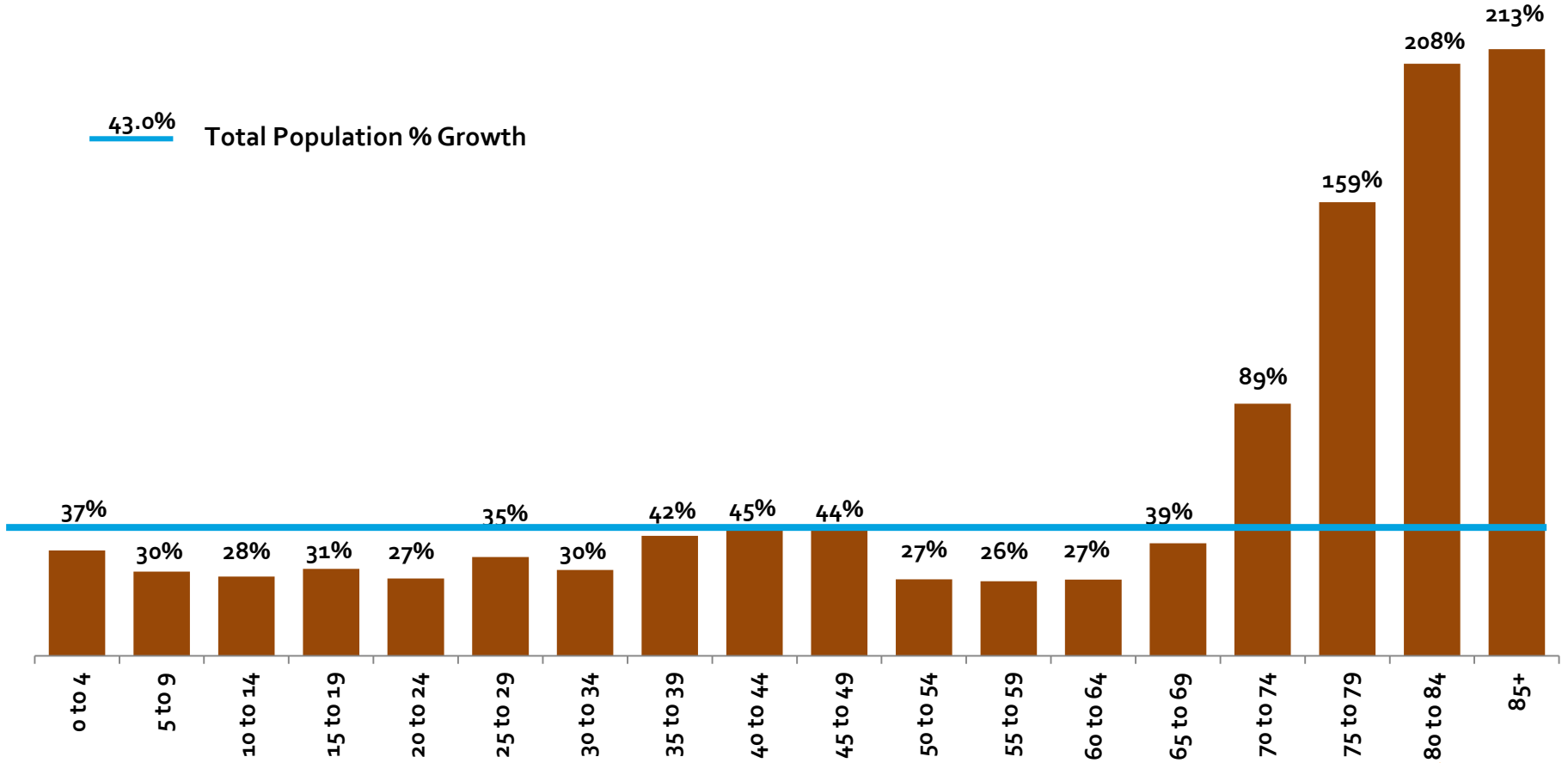




Colorado: Population Growth

Percent change by age: 2015 – 2040

43.0% Total Population % Growth





Leading 5-Year Cohort Growth Denver Region (2015 – 2040)

5-Year Cohort	% Change (2015-2040)	Rank
75 to 79	257%	1
90+	219%	2
85 to 89	205%	3
80 to 84	204%	4
70 to 74	88%	5
65 to 69	40%	6



60-plus Population (2015 - 2040)

County	2015	2040	% Change
Adams	70,918	170,423	140%
Arapahoe	112,823	225,988	100%
Boulder	60,261	114,535	90%
Broomfield	11,360	25,503	124%
Clear Creek	2,678	2,939	10%
Denver	109,128	186,884	71%
Douglas	50,694	131,853	160%
Gilpin	1,418	1,850	30%
Jefferson	125,494	205,689	64%
DRCOG Region	544,774	1,065,664	96%



75-Plus Population (2015-2040)

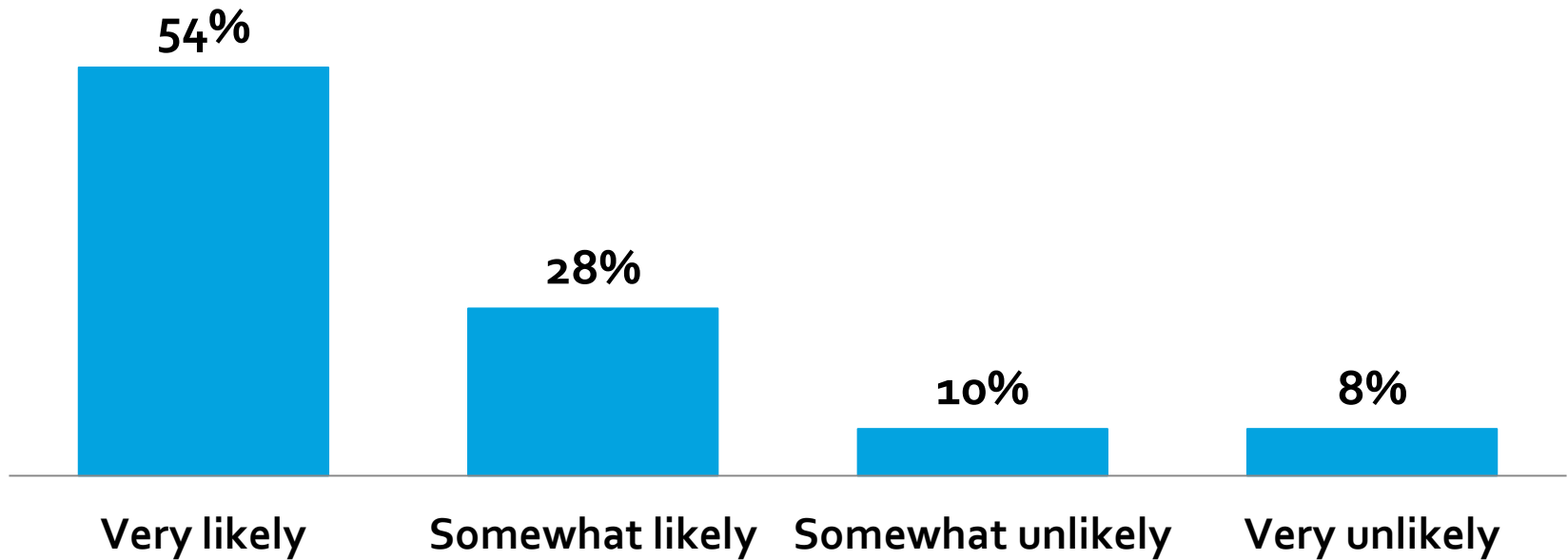
County	2015	2040	% Change
Adams	18,816	63,285	236%
Arapahoe	30,091	93,285	210%
Boulder	15,286	49,475	224%
Broomfield	3,254	9,747	200%
Clear Creek	517	1,315	154%
Denver	30,857	70,461	128%
Douglas	10,772	50,608	370%
Gilpin	191	797	317%
Jefferson	33,671	98,638	193%
DRCOG Region	143,455	437,611	205%



Rooted & Staying Put

Community Assessment Survey of Older Adults: 2016

How likely are you to remain in your community throughout retirement?



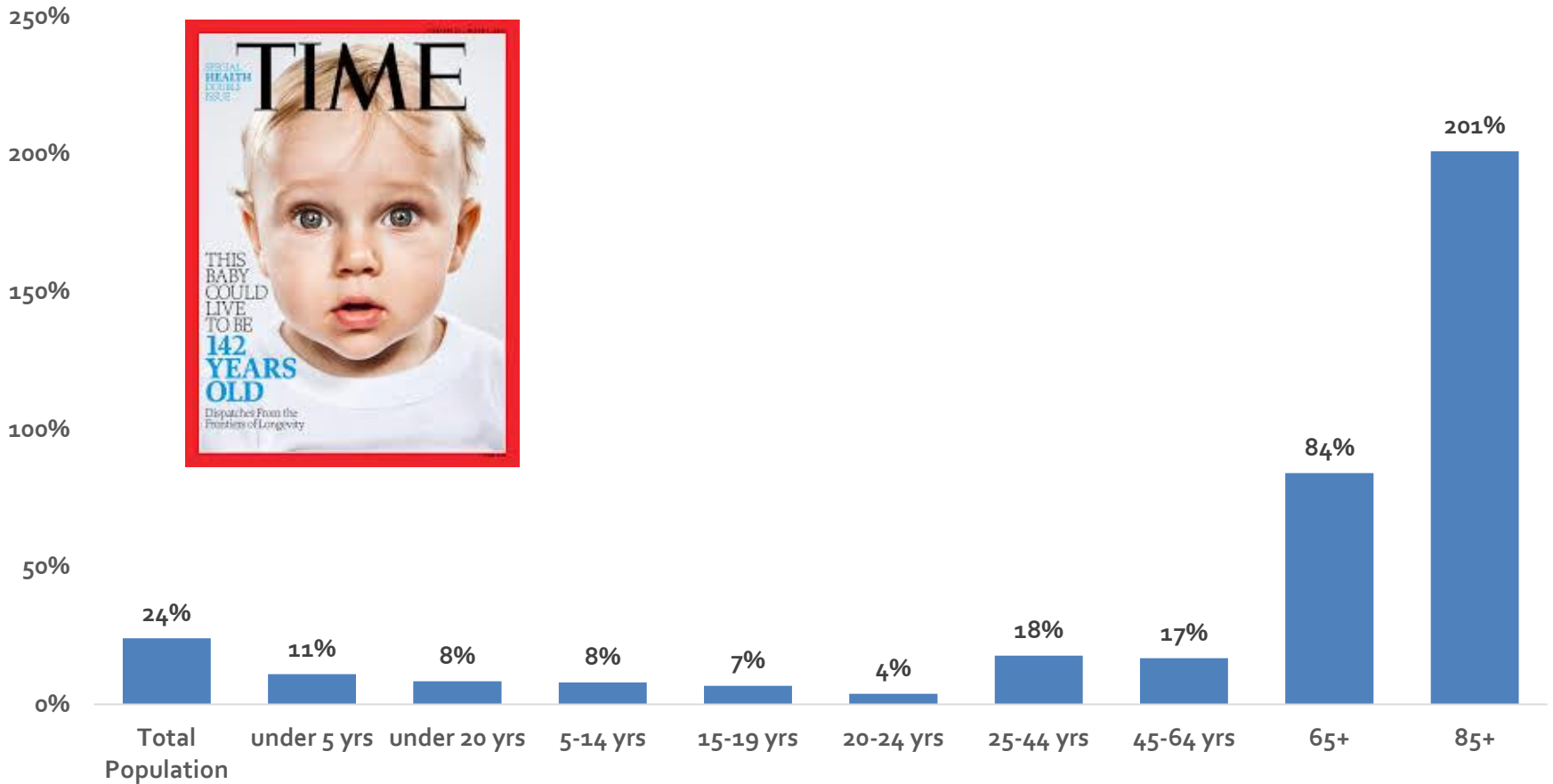
52% have lived in their community for more than 20 years





Aging – The New Normal


Projected Rates of Growth by Age Group: 2015 - 2050



DRCOG'S BOOMER BOND



Boomer Bond Assessment - Refresher

A screenshot of a search interface titled 'Customize your Search'. It asks 'Are you looking for resources to help your community plan for seniors?'. Below this are two columns of green buttons: '- Any -', 'Housing', 'Support Services', 'General', 'Mobility and Access', and 'Community Living'. Underneath is a 'Resource Type' section with a dropdown menu labeled 'Select Some Options' and a 'Title' input field. A green 'Search' button is at the bottom.

- A community assessment tool to facilitate local dialogue and identify priorities
- A comprehensive tool to assist with the future development of policies, plans and strategies.



Boomer Bond Assessment – Topic Areas

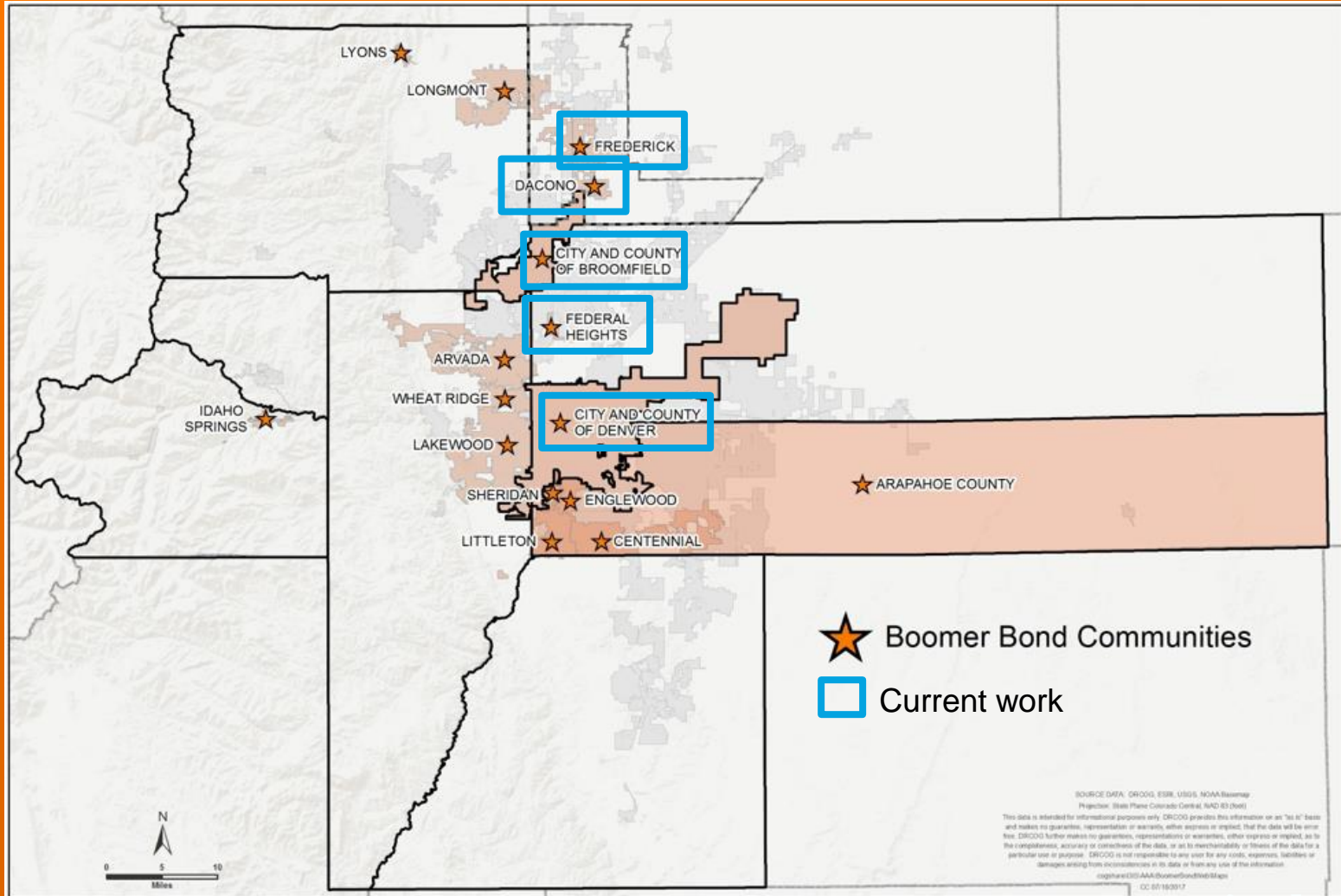


Process Overview:

- Locally owned
- Approximately 4 – 8 months to complete
- DRCOG roles:
 - Serve as **process designer, connector and resource**
 - Serve as **lead facilitator** in smaller communities
 - **Evaluation:** Emphasize process **not** results



Boomer Bond Communities





Current Work – supporting larger communities



DENVER
THE MILE HIGH CITY

- Rebranded: Age Matters Needs Assessment
- Internal sponsor: Human Rights and Community Partnerships – Office on Aging
- Expected completion: September 2017



- Rebranded: Broomfield Successful Aging Study
- Internal sponsor: City Manager's Office w/ Senior Resources of Broomfield
- Expected completion: September 2017



Current Work – assisting smaller communities



COLORADO
Department of Local Affairs



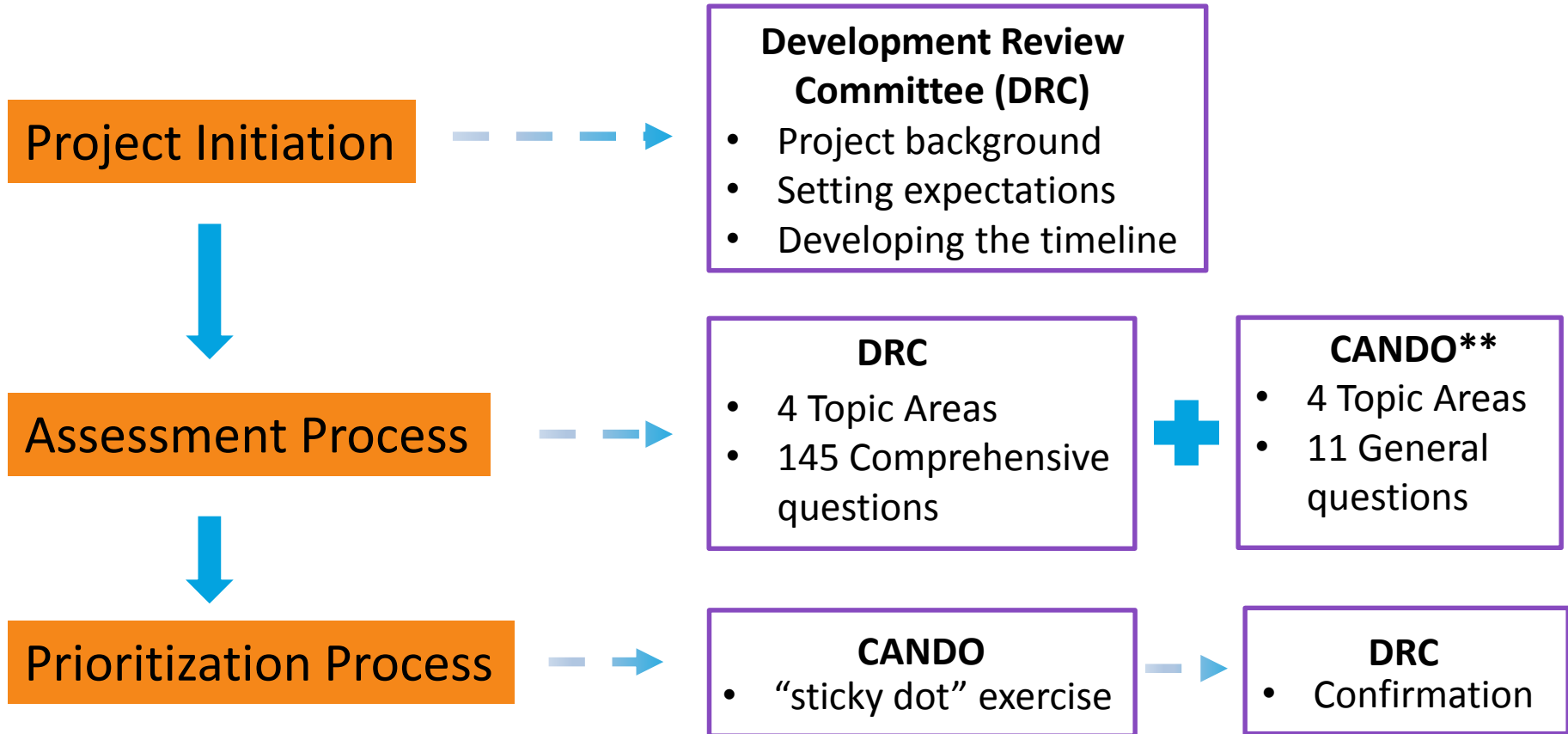
2016 - 2017 Technical Assistance Grant:

- Provide targeted assistance to **smaller communities** within the DRCOG planning area
- Facilitate the use of the assessment tool
- Help staff develop actionable strategies to plan for and anticipate community needs for the growth in the older adult population



Example assessment process*

* DRCOG works with every Boomer Bond community to design custom process



** Existing collaborative: school district, parks/rec district, Tri-County HD, food pantry, libraries, health clinic, etc.



Example assessment findings (excerpt)

RECOMMENDATIONS	PRIORITY LEVEL	TIMING (YEARS)	COST LEVEL
Conduct a housing supply/needs assessment for the City of Sheridan.	Medium	3-5	\$\$\$
Strengthen and expand partnerships with external organizations that can assist with housing options for older adults.	High	Ongoing	\$
Consider the adoption of an Accessory Dwelling Unit program similar to those in Portland , Santa Cruz , Denver or Durango <ul style="list-style-type: none"> or investigate the potential impact of an education program and how it may help to change opinions 	High	1-3	\$
Consider developing or adapting a toolkit for building permit applicants on universal design and visitability such as AARP HomeFit Guide or Plough Foundation .	High	1-3	\$
Consider a voluntary or incentive-based universal design program which could include financial incentives, building certification, streamlined permitting or fee waivers for those who participate.	Low	N/A	\$-\$
Consider requiring universal design on new residential construction.	Low	N/A	\$



Lessons learned – small communities

- Staff capacity is a significant issue even with outside assistance from DRCOG
- Navigating political environment when other issues are getting most of the attention
- External partnerships/community support services can also be challenging to navigate – value of DRCOG as neutral party
- All are facing very similar issues
 - Funding
 - Housing stock – along with types of independent and supportive living options
 - Proximity to services (may not be within municipal boundary / how to influence service provision)

RECOMMENDATIONS	PRIORITY LEVEL	TIMING (YEARS)	COST LEVEL
Conduct a housing supply/needs assessment for the City of Sheridan.	Medium	3-5	\$\$\$
Strengthen and expand partnerships with external organizations that can assist with housing options for older adults.	High	Ongoing	\$
Consider the adoption of an Accessory Dwelling Unit program similar to those in Portland , Santa Cruz , Denver or Durango <ul style="list-style-type: none"> • or investigate the potential impact of an education program and how it may help to change opinions 	High	1-3	\$
Consider developing or adapting a toolkit for building permit applicants on universal design and visitability such as AARP HomeFit Guide or Plough Foundation .	High	1-3	\$
Consider a voluntary or incentive-based universal design program which could include financial incentives, building certification, streamlined permitting or fee waivers for those who participate.	Low	N/A	\$-\$\$
Consider requiring universal design on new residential construction.	Low	N/A	\$



Implementation

- Assessment implemented in 16 diverse communities resulting in a wide range of recommendations and strategies.
- Current small community assistance –
 - 3 of 5 have completed the assessment
 - Average of 65 prioritized strategic recommendations and implementation strategies.



SHERIDAN BOOMER BOND SUMMARY REPORT





Implementation – success stories

- Flood-impacted community incorporated aging, livable community issues in recovery planning
- New Accessory Dwelling Unit (ADU) ordinance in community with severe housing shortage
- Integration of aging/livable community issues in planning efforts (sub-area/comprehensive)
- New/revised codes: visitability and universal design
- Activation and increased effectiveness of local Senior Commission



Implementation – success stories(cont.)

- Redesign of community website – clearer path for older adults looking for services
- Enhanced relationship between law enforcement and older adult community
- Additional senior housing added to housing authority portfolios
- Increased funding for code enforcement – assistance in targeted areas



Replication

- Tool was designed to be utilized in a broad range of communities
- However:
 - It should not be considered “copy-paste”
 - The tool doesn’t change, but delivery and process of the assessment does
- Resource directory:
 - Catalogs best practices for communities to pull ideas from



THANK YOU!

Brad Calvert
Director, Regional Planning &
Development
bcalvert@drcog.org
303-480-6735

Derrick Webb, AICP
Regional Planner
dwebb@drcog.org
303-480-6728